



AGRECOVERY
Rural Recycling Programme

containers

Agrecovery New Zealand Collection Sites for Agrichemical Containers

Check www.agrecovery.co.nz or
call 0800 247 326 for more details,
including new sites opening soon.

Site information correct as at February 2009.



**20 new container collection
sites opening in 2009**

North Island			
Site	Site Name	Site Address	Opening hours
Kaitia	Kaitia Recycling Station	Church Rd	Monday to Friday 7.30am - 5pm Weekends 9am - 5pm
Dargaville	Compass Engineering and Agrispray	Cnr Jervois & Grey St	First Thursday of every month 1pm - 5pm
Warkworth	Lawrie Road Transfer Station	Lawrie Road	Last Friday of every month 12pm - 4pm
Helensville	Helensville Resource Recovery Centre	35 Mill Rd	Saturday 8am - 12pm
Pukekohe	Horticulture	221 Manukau Rd	Monday to Friday 8am - 5pm
Thames	Thames Landfill	102 Burke St	First Friday of every month 12pm - 2pm
Paeroa	Paeroa Refuse Transfer Station	Grey St	First Friday of every month 12pm - 4pm
Omokoroa	Omokoroa Community Greenwaste Centre	336 Omokoroa Rd	Wednesday and Saturday 2pm - 4pm
Opotiki	Apex Orchard Services	170 State Highway 35	By prior arrangement
Edgecumbe	Edgecumbe	Ngaio Place	First Friday of every month 9am - 1pm
Morrinsville	Morrinsville Refuse and Recycling Centre	Roache Rd	Mon, Tue, Thu 10am - 4pm
Matamata	Matamata Refuse and Recycling Centre	Mangawhero Rd	Tue, Wed, Thu 10am - 4pm
Te Awamutu	Te Awamutu Landfill	8 Daphne St	First Saturday of every month 10am - 2pm
Tokoroa	Council Depot	Whakauru Street	First Friday of every month 12pm - 4pm
Taupo	Taupo Landfill	Broadlands Rd	From 1 Sept to 30 April: Mon to Fri, 8am - 5pm Weekends and public holidays: 8am to 6pm (except Christmas Day and Good Friday) From 1 May to 31 Aug: Mon to Fri, 8am - 5pm Weekends and public holidays: 8am - 5pm
Taumarunui	Taumarunui Transfer Station	240 Golf St	Tues, Thurs 10am - 5.15pm
Waitara	Waitara Transfer Station	Norman St	Monday 1pm - 4pm
Hawera	Ingram Contracting	90A Collins St	Monday 1pm - 4pm
Ohakune	Waimarino Transfer Station	Old Station Road	Tuesday 10am - 3pm
Wanganui	Savemart Wanganui Recycling Dropoff Centre	Peat St	Last Saturday of every month 9am - 2pm
Marion	Marion Waste Transfer Station	King St	Mon to Wed and Fri 7.30am - 11.30am, Thursday 7.30am - 2.30pm, Sat 8am - 3pm, Sun 9.30am - 4.30pm
Fellding	Ruapehu Farm Supplies	6 Manchester Street	Mon to Thu 9am - 12pm and 2pm - 4.30pm
Gisborne	Matawhero	Riverpoint Road	Friday 12pm - 4pm
Wairoa	Wairoa Landfill	Clyde Rd	First Friday of every month 11am - 5pm
Hastings	Fruited Supplies/PGG Wrightson	Cnr Maraekakaho & Orchard Rds	Mon to Fri 8am - 12pm and 2pm - 5pm
	Skeltons	233 Ruahapia Road	Mon to Fri 8am - 5pm
Waipukurau	Waipukurau Transfer Station	Mt Herbert Rd	Mon to Sat 9am - 5pm
Dannevirke	Dannevirke Landfill	Easton St	First Friday of every month 12pm - 4pm
Masterton	Tararua Resource Recovery	Johnston St	Friday 10am - 2pm
Martinborough	Martinborough Landfill	Lake Ferry Rd	The third Friday of every month 10am - 2pm
Otaki	Otaki Landfill	Riverbank Rd	First Friday of every month 10am - 2pm
South Island			
Site	Site Name	Site Address	Opening hours
Blenheim	Blenheim Resource Recovery Park	Cnr Taylor Pass & Wither Rd	Mon to Fri 8am - 4.30pm, Sat and Sun 10am - 4pm
Seddon	Tasman Crop Protection	Goulter Street	1st September to 31st March 8:00am – 4:00pm & 1st April to 31st August 8:30am – 2:00pm Mon to Fri
Richmond	Richmond Transfer Station	Beach Rd	Mon to Sun 8am - 5pm
Motueka	Mariri Resource Recovery Park	Robinson Rd	Monday to Saturday 9am - 4pm, Sunday 1pm - 4pm
Kaikoura	Kaikoura Resource Recovery Centre	Scarborough Terrace	Mon to Fri 8am - 4.30pm
Culverden	Culverden Transfer Station	St Leonards Rd	Wed and Sun 2pm - 4pm, Sat 9am - 10.30am
Rakaia	ATS Store	74 Elizabeth Avenue	Mon to Fri 8am - 5.30pm
Rangiora	Hide Spraying Limited	211 Mt Thomas Road	Mon 8am – 5pm or by prior arrangement
Rolleston	Pines Resource Recovery Park	Burnham School Rd	Friday 12pm - 4pm
Methven	Molloy Agricultural Spraying Ltd	Methven Chertsey Road	Every Friday 7am - 5.30pm, or by prior arrangement
Ashburton	Ashburton Trading Society	97 Burnett Street	Mon-Fri 8am – 5.30pm, Sat 9am-12pm
Hokitika	Hokitika Resource Recovery Centre	36 Weld St	Mon to Sun 9.30am - 5.30pm
Temuka	Progressive Plant Solutions Ltd	Corner Vine & Redwood Streets	Mon to Fri 9am - 5pm
Alexandra	Central Otago Wastebusters Trust	Boundary Rd	Wednesday 10am - 3pm, or by prior arrangement
Dunedin	Green Island Transfer Station	9 Brighton Rd	Mon to Sat 8am - 5.30pm, Sunday 9am - 5.30pm
Balclutha	Mt Coee Landfill	Kaitangata Highway	First Wednesday of every month 9am - 4.30pm
Gore	Advance Agriculture	59 Mersey Street	Mon to Fri 8am - 5pm
Winton	Winton Transfer Station	Florence Rd	First Saturday of every month 1pm - 5pm

Why We Support...



AGRECOVERY

Rural Recycling Programme


You Beauty!

Your participation in Agrecovery, a nationwide rural recycling programme for the recovery of agricultural plastic containers, shows a commitment to New Zealand's environment.

Rural plastic waste is a persistent and growing problem for farmers and growers throughout New Zealand. The Agrecovery Programme provides the rural industry with a long-term recycling solution and the ability to dispose of plastic chemical containers in a responsible way.

Agrecovery is supported by the entire rural industry including agricultural companies, local and regional councils, rural retailers, industry organisations and of course New Zealand farmers and growers.

The plastic is picked up from the collection sites by mobile processing trucks and eventually finds its way back to the land in various products such as drainage pipe and electrical cable cover. All of the collected plastic is processed right here in New Zealand.



1, 2, 3... Get Rinsing!

How to ensure your containers are accepted

1. Fill the container with clean water to 25% of its capacity and replace the cap securely.



2. Shake the container vigorously for at least 30 seconds, so that the rinse water reaches all inside surfaces.



3. Pour the rinsate into the dispensing tank. Let it drain for an extra 30 seconds after the flow reduces to drops.

Repeat process 3 times!

Clean outside of container thoroughly to make sure all chemical residue is removed. Remove lids, discard, and preferably puncture holes in the containers. Do NOT remove the container label.

Go to www.agrecovery.co.nz to check container eligibility and your collection site opening hours.

Wrap Recovery is Coming...


Wherever we go farmers are saying to us that a solution for containers is great but what about silage wrap recovery?

Whilst there appears to be one service option in some parts of New Zealand, to date that approach has not reached any scale and feedback suggests that alternative solutions need to be found that are less expensive, easier to adopt and certainly nationwide.

Agrecovery has been quietly working on a systematic recovery solution for silage wrap plastic that is affordable and sustainable. You can expect an announcement in this initiative soon.

Watch this space!

Any farmers wanting to "register" their interest in silage wrap recovery should email info@agrecovery.co.nz and we will keep you posted



Every six months Ian takes his empty containers to his local Gisborne Agrecovery collection site.

The containers must be brands and products that are distributed by the companies that support Agrecovery.

"I've been a grower for Heinz-Wattie's for years. I've just taken in around 45 containers and it probably takes me around six months to collect that many," Ian says.

On the Ball!

All Black legend Ian Kirkpatrick has been a farmer and grower for more than three decades. When he thinks back on the number of plastic containers he's sent up in smoke during that time - it's almost as hard to stomach as New Zealand's World Cup loss against the French.

"I burnt a lot of them," says Ian, who explains that burning plastic was once accepted as a traditional way for farmers to get rid of plastic containers.

"It wasn't the ideal way, but that's being


straight up. There was no other option and I didn't like burying them." But now the former All Black captain is delighted to be supporting a new waste regime at his Gisborne farm by using Agrecovery.

"I feel a lot better about getting rid of these containers, knowing that they are being recycled into useful products," says Ian who farms cattle and grows citrus, sweet-corn and maize on his 600 acres.

"It's a pretty straight forward process, and it gives me peace of mind knowing that I am doing the right thing."

"Agrecovery's really the only way to go. I'd encourage all farmers and growers to take their agricultural containers to be recycled. It just makes sense and it's not a big deal."

The programme is governed by the Agrecovery Foundation, a not-for profit trust, and is funded by a small levy which is collected by the supporting companies and passed to the foundation to pay for programme operating costs. Agricultural companies who support the programme will in time have Agrecovery branding on their products.



"About the most easy, practical and worthwhile thing every farmer and grower can do for the next generation."



AGRECOVERY
Rural Recycling Programme

50 Collection sites nationwide
To find out more, go to www.agrecovery.co.nz



Preparing your containers for acceptance at an Agrecovery collection depot is easy provided they are cleaned properly and they belong to the brands or products of Agrecovery participating companies. If your container does not carry the Agrecovery logo you will need to check the brand registry to see what is eligible or purchase some stickers to apply to your containers at www.agrecovery.co.nz

Follow these simple steps to ensure your containers are accepted...

- ✓ Triple or pressure rinse your containers immediately after use.
- ✓ Pour the RINSE WATER back into your spray tank. Repeat three times.
- ✓ Clean outside of container thoroughly to make sure all chemical residue is removed (see Cleaning Tips below).
- ✓ **REMOVE lids**, discard and puncture holes in the container. This allows it to dry thoroughly. Do **NOT** remove the container label.
- ✓ Is the container eligible? Check the brand registry, or look for the Agrecovery logo on the container, or purchase some stickers!
- ✓ Check for details on where your local collection site is and when it is open (see Agrecovery contact details below) and deliver your clean empty, dry containers.

All containers are inspected before they can be accepted. Inspection of containers at Agrecovery sites is necessary to ensure that containers can be safely recycled. There must be no product residue on the inside or the outside of the container, including the thread. Visible residues could be powder, flake, coloured/dark fluid or clear liquid. **Containers that are not cleaned will be rejected.**

Help us by preparing your containers as thoroughly as possible so we can accept them!

CLEANING TIPS

The following information will help to ensure your difficult to clean eligible containers will be accepted for recycling at your local Agrecovery collection site.

Suspension concentrates (Atrazine, Simazine etc)

- Rinse the container immediately after use to ensure any chemical residue does not dry.
- Use methylated spirits to remove dried residue. If that doesn't work fill the container with water, soak for 24 hours before rinsing

Oil based chemicals (ULV's, LV's)

- Follow the specific instructions on the product label or contact the manufacturer for further assistance

Other chemical residues

- Rinse container immediately after use as all chemical residues are much harder to remove when dry
- Some containers may require additional rinsing (more than 3 rinses)
- A brush or high pressure hose may be required to clean stubborn or dried chemical residue
- Eligible containers with dirt and die stains are not considered hazardous and are therefore accepted at Agrecovery collections sites

For details on Agrecovery collections in your area visit www.agrecovery.co.nz